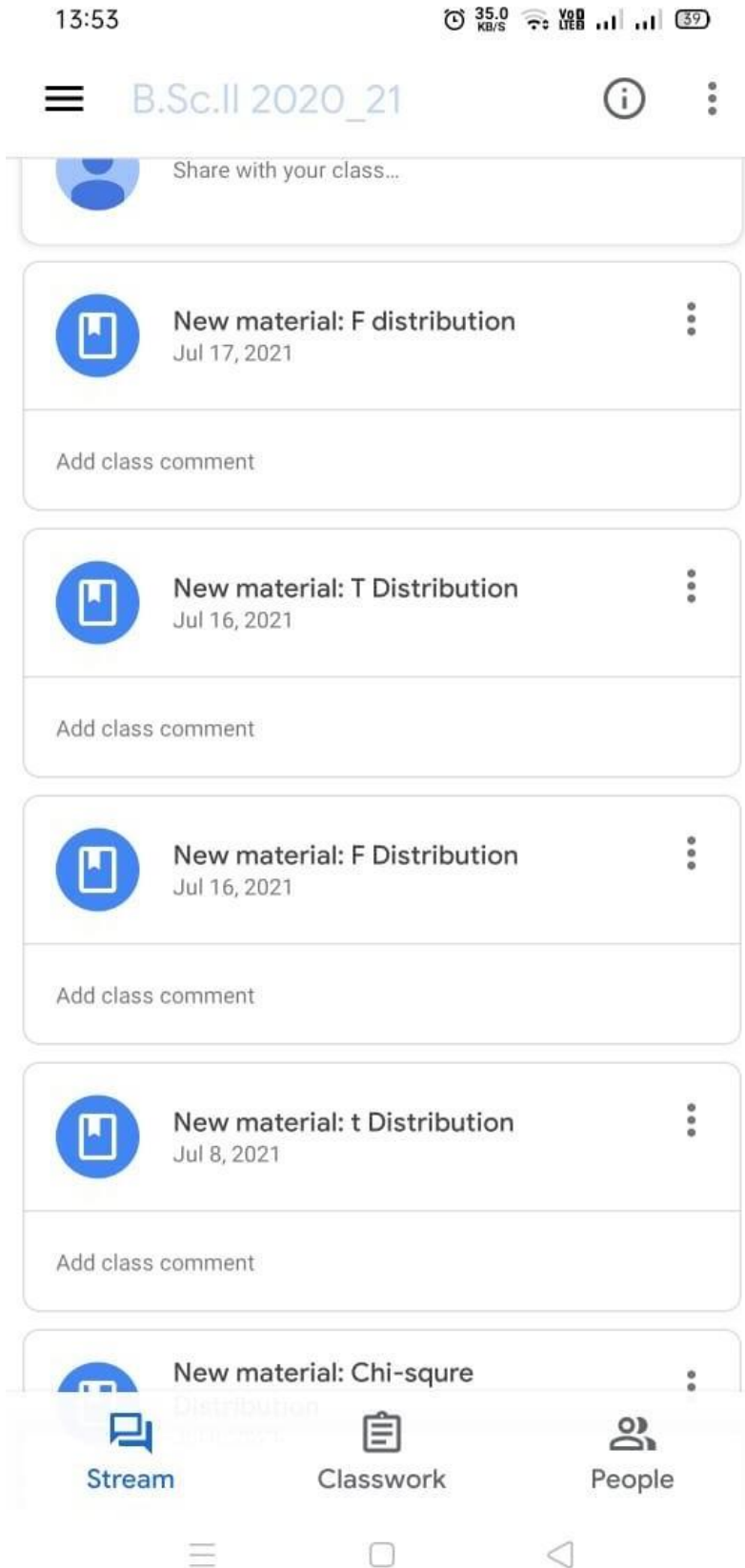


2.3.2 Teachers use ICT enabled tools for effective teaching-learning process.

Screenshot of sharing notes on Google Classroom



Screenshot of Conducting Online Oral



Screenshot of sharing notes during online lecture on Zoom Platform

The screenshot shows a Zoom meeting interface. At the top, the title "B.SC.II" is displayed. The main content area shows a document with the following text:

each and every characteristics of population in sample.
Non-Probability Sampling scheme can be classified as:























1. Purposive Sampling: In this sampling the sample is selected with definite purpose in view and the choice of sampling units depends entirely on the discretion of the surveyor. This sampling suffers from drawback of favoritism and nepotism of the surveyor.
2. Judgment Sampling: In judgment sampling respondents are selected on the judgment of the surveyor with the hope that they will meet requirements of the study. The underlying assumptions are that the respondent truly represents the entire population. To find out the potential guide for the food and catering technology a researcher go to the teachers of Hotel Management Department may be the example of judgment sampling.
3. Convenience Sampling: In convenience sampling method, a surveyor selects the sample at his/her own convenience, often as the study is being conducted. Convenience sampling is based on assumption that the target population is homogeneous and the individuals selected and interviewed yields similar information with regard to the characteristics under study. In our example of the 10,000 university students, we were only interested in achieving a sample size of 100 students who would take part in our research. As such, we would continue to invite students to take part in the research until our sample size was reached. Since the aim of convenience sampling is easy access, we may simply choose to stand at one of the main entrances to campus of the University where it would be easy to invite the many students that pass by to take part in the research. Such a sampling is known as convenience sampling.

The interface includes a top bar with "Exit" and a name "Rahul Valiv". A right sidebar shows a profile for "Rahul Valiv" and another for "35-Sarita S". The bottom bar contains controls for "Mic", "Video", "Close", "Mute All", and "More". A "Chat" button is visible on the left, and a page indicator "<< 5/15 >>" is at the bottom center.

Screenshot of attendance of online lecture on Zoom Platform

11:04 11.0 KB/S VoLTE 4G 78

Close Participants (37)

BP	Bhimrao Patkure			>
CS	Chaitanya shinde			>
DR	Deepak Rajpure			>
DB	Dhanashree babar			>
	Divya Kaduskar			>
IL	Ishika Lakeri			>
KB	kaivalya bhosale			>
KW	Karishma wadkar			>
N	Najhat Mujawar			>
P	Pratiksha pawar			>
PB	Pratiksha Bhosale			>






























Invite Mute All ...




Close

Participants (27)

Search

- R** Rahul Waliv (me)  
- R** Rahul Waliv (Host)   
- 1J** 1-Mansee Jathar   
- 1D** 130-Manali Dhumal   
- 1S** 136 Sushma Ajit Pisal   
- 1A** 14-Manasi adsul   
- 1S** 140_Dipak sasane   
- 1Y** 154_Pranoti Yadav   
- 1P** 159_prakash prajapati   
- 1K** 16_Priti Kochale   
- 1B** 198_Aaditya Bhilare   

Invite

$$P(B) = \sum_{i=1}^n P(B|A_i)$$
$$= \sum_{i=1}^n P(A_i)P(B|A_i)$$

$$P(A_i|B) = \frac{P(A_i \cap B)}{P(B)} = \frac{P(A_i)P(B|A_i)}{\sum_{i=1}^n P(A_i)P(B|A_i)}$$

Chat

13/22

Ra
Rahul Valiv

Ru
Rutika Gaikw

sa

13:54

14.0 KB/S VoLTE 4G 39



Share with your class...



New material: Objective correlation
Jun 17, 2021



Add class comment



New material: Objective Questions
Jun 12, 2021



Add class comment



New material: Regression Analysis
May 27, 2021



Add class comment



Stream



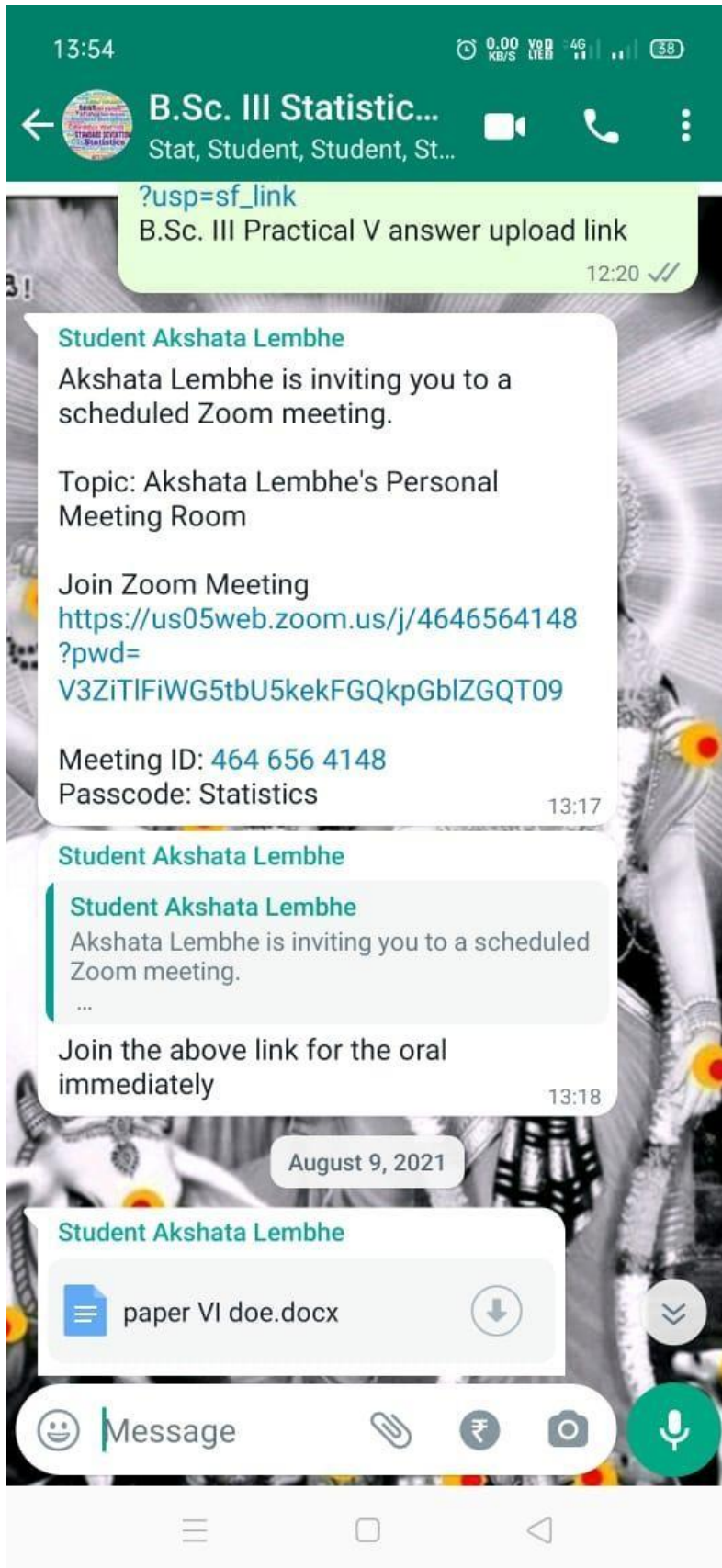
Classwork



People



Screenshot of sharing notes and online lecture links using Whats App



Screenshot of KVM Library App

